WHAT IS SPID AND WHY IT IS USEFUL

The Public Digital Identity System (SPID) is becoming established as the leading online identification tool for citizens and businesses for interaction with the Italian public administration

Through a single username and a single password it is possible to interact with, for example, the Italian state pension system (INPS), revenue agency, and the registry office

The SPID identity is also the key to access the public services provided by the member states of the European Union that have joined the EU wide digital identification system (eIDAS)

COMITES
LONDRA

WHEN SPID WILL BE MANDATORY FOR ITALIANS ABROAD

The Public Digital Identity System (SPID) will be required from January 1, 2026 to access Consular services (Fast.It and Prenot@mi)

COMITES LONDRA

WHO CAN REQUEST THE SPID

All Italian citizens over 18 can activate the SPID by filling an application with one of the digital identity providers recognised by Agenzia Italiana Digitale (AgID) and choosing between different types of recognition

To date, there are nine digital identity providers enabled and they are listed on the link https://www.spid.gov.it/cos-e-spid/come-scegliere-tra-gli-idp/

If you live abroad - for example, you are an Italian citizen registered with AIRE - it is advisable to choose an online method of recognition marked with the EU

or world (if you live in the UK) icon

that offers free OTP codes via SMS

COMITES LONDRA

ONCE OBTAINED,
THE SPID SIMPLIFIES YOUR LIFE

The SPID facilitates interactions
with the Italian bureaucracy and Italy in general,
certifying the identity of the remote user,
and eliminating procedures such as prints
and scans of paper signatures,
or the need to go to a counter in person

The full list is available here:
https://www.spid.gov.it/cos-e-spid/dove-utilizzare-spid/

Example of use cases:

- The IO app allows to take advantage of many services once logged in with SPID

- The SPID is mandatory to apply for many public job applications

- ANPR (Anagrafe Nazionale della Popolazione Residente) offers free personal certificates that can be downloaded online with a simple click

COMITES
LONDRA

THE SPID CAN BE USED TO LOG IN TO SERVICES OF OTHER COUNTRIES IN THE EUROPEAN UNION

eIDAS (electronic IDentification Authentication and Signature)
is the abbreviated name of the EU regulation 910/2014 on digital identity

With eIDAS, residents of EU countries can use their national digital identity
to access the online services of other member States

Thanks to eIDAS, an Italian citizen living in any EU country
can enter websites of the Italian public administration

Similarly, an Italian citizen with Electronic Identity Card (CIE) or SPID
can enter the sites of the public administration of another EU Member State

When fully operational, eIDAS will be a powerful tool
for the management of tax, insurance and social security issues online,
throughout all the European Union

COMITES
LONDRA

WHAT IS NEEDED TO REQUEST THE SPID

To obtain the SPID, the applicant needs:

- An Italian identification document (passport, identity card or the Italian driving license)

- An Italian tax identification number (codice fiscale)

- A personal email and mobile number

COMITES
LONDRA

ITALIAN ID DOCUMENT

Any one of:

- **Italian passport**
- **Italian driving license**
- **ID card (paper or electronic)**

If you have an electronic identity card (CIE) with PIN, you can use its functions speed up the application with some providers

The document must not have expired

COMITES LONDRA

TAX CODE CERTIFICATION

Any one of the following:

• **Health insurance card**
Better if valid. Theoretically,
most AIRE members should no longer have it
as returning it is mandatory (link)

• **Green tax code card**
Accepted for AIRE members who are still in
possession of it. Duplicates are not issued

• **Certificate of attribution/certification by the Consulate**
The Consulate offers a special online service
to citizens registered with AIRE
in the constituency through which
the certification of their tax code or its issue
is obtained by e-mail.
It takes at least 8-10 weeks and you need
an ID and proof of residence

COMITES
LONDRA

MOBILE NUMBER AND PERSONAL EMAIL ADDRESS

The mobile number can be Italian (+39) or foreign. In the latter case, however, there may be problems in receiving OTP codes

If the UK prefix is specified (0044 or +44), remember to omit the leading zero when writing the number!

Having a smartphone greatly facilitates the registration and use of the SPID procedures

For security and confidentiality reasons, it is recommended to use a personal mobile number and email address to which one has exclusive access

COMITES LONDRA

HOW TO REQUEST THE SPID FROM ABROAD

SPID credentials can be requested
from authorised Identity Providers
by Italian citizens as long as they have
an Italian ID document and a tax code
as well as an e-mail address
and a mobile number (see above)

The issue of credentials is free, except for
some methods of recognition
which charge a fee

The easiest way to request the SPID
is to proceed with the recognition
via webcam to obtain the credentials
via an online video call with an operator

COMITES
LONDRA

HOW TO APPLY WITH POSTE



Start by going to web https://posteid.poste.it/

The first step consists in choosing the identification method: some options are pay-per-use, others are free but require the possession of special documents or tools

If you have an electronic document, you can choose the corresponding option (Passport or CIE)

If you do not have an electronic document, you will have to choose "Bonifico" (Bank transfer)

The site mentions the health insurance card but, for AIRE members, alternative certifications are also accepted (see slide 8)

COMITES LONDRA

HOW TO APPLY WITH POSTE (2)



The next step is to download the PosteID app on your smartphone

By following the instructions in the app, it may be necessary to:

1) Take some photos: make sure you are in a well-lit environment and have a background of a uniform colour

2) Make a short video with audio if required

3) Read your electronic document via the NFC sensor of your smartphone. In the case of passports, it may take several tries to succeed!

4) Pay the required cost for the procedure by debit card, credit card or alternative methods

COMITES LONDRA

HOW TO APPLY WITH POSTE (3)



Many users have reported problems in receiving the OTP code from Poste on their non-Italian number

From various testimonies, often, a long dialogue with Poste Italiane help desk was unable to solve the issue, which seems to depend on technical issues

If you are unable to receive the OTP code via text message, after checking that you have written your phone number correctly (without a leading zero) and having tried again a few times, the advice is to use another identity provider to get the SPID

COMITES LONDRA

HOW TO APPLY WITH SIELTE

Start by going to https://myid.sieltecloud.it/signup/ and selecting "Cittadino"

The first step consists in choosing the identification method:

If you have a CIE, you can choose this option and complete the procedure for free and quickly. Otherwise, select webcam

There are free webcam appointments but they are very few and almost never available. We recommend choosing the "Priority" option which charges a fee

At this point, you need to register by entering your data and uploading the required documents

On the date of the appointment, the same documents must be provided, to be shown via webcam to the operator

COMITES LONDRA

HOW TO APPLY WITH OTHER IDENTITY PROVIDERS

Free activation is routine for those who have electronic ID card, CNS (National Service Card) with PIN, or digital signature

In the absence of these documents, you should expect to pay a one-off fee for the recognition procedure via webcam/passport

All providers have detailed tutorials on their websites, often with step-by-step explanatory videos

COMITES LONDRA

SPID LOGIN: USERNAME AND PASSWORD

Depending on the providers, the username can be the tax code (**Sielte**), the email address associated with the SPID (**Poste**, **Intesa**, **Infocert**), or a username chosen by you during registration (**Aruba**, **Namirial**, **TIM id** and **Lepida**)

Once your username is correctly provided, you need an OTP code that is sent either by SMS to the associated mobile number or through the operator's app that you configured during registration

For security reason, at intervals of approximately six months, some operators require a password reset as soon as you log in

COMITES LONDRA

SPID LOGIN: QR CODE

This is an alternative mode offered
by **Poste**, **Lepida** and **Infocert**

In this case, to log in, simply open the app,
previously configured with username
and password, and scan the QR code

Once scanned, you must enter a 4-6 digit PIN
that you will have previously chosen

This method is particularly recommended
for those in need of assistance to use technology:
in fact, it does not require to remember or share
username and password,
but only the PIN with anybody helping you

COMITES
LONDRA

HOW MUCH DOES IT COST TO ACTIVATE THE SPID

The use of the SPID is free
but, in the activation phase,
there is usually a cost
for the recognition procedure

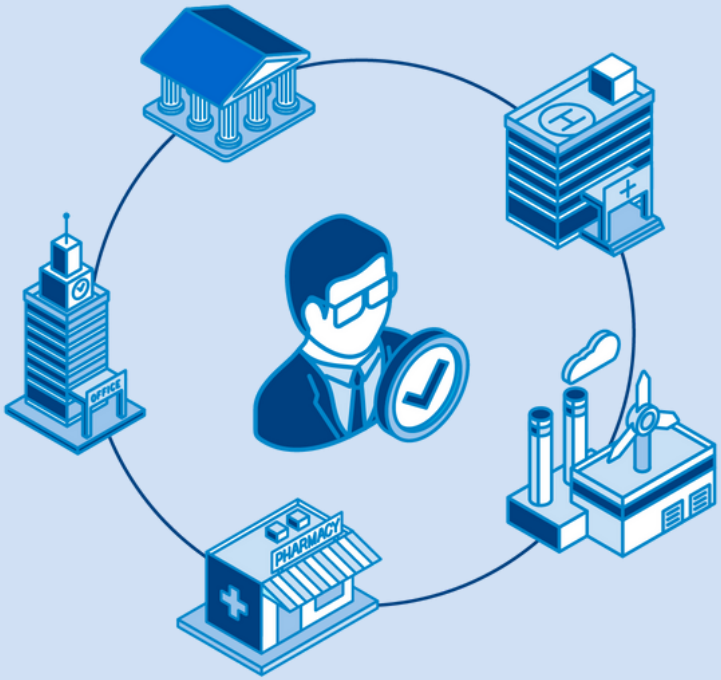

COMITES
LONDRA

THE SPID... THAT IS YOU!
TAKE SOME PRECAUTIONS

•**Phishing**: Before entering credentials, make sure you are on the right website, by clicking on the padlock at the top left, next to the URL. Also make sure you are using an https connection

•**2FA**: Set up a two-factor authentication method to protect your email from unwanted access, by setting an OTP code via SMS or, preferably, through an app such as Google Authenticator

•Keep your identity document up to date.
When you have renewed the document used for the SPID, log in to the SPID portal and enter the details of your new document

•Use a unique password for SPID, long and complex enough and that you don't use for any other site.
Keep it in a safe place!

•If required, similarly, use a unique PIN for SPID but avoid birth dates or sequences like 111111 or 123456

COMITES
LONDRA

BIBLIOGRAPHY

•https://conslondra.esteri.it/en/servizi-consolari-e-visti/servizi-per-il-cittadino-italiano/codice-fiscale/

•https://www.spid.gov.it/en/
•http://www.i3italy.org/ottenere-spid-dallestero

•https://www.eid.gov.it/home?lang=en-001

Some of these resources are written in Italian, but you can "right click -> translate to English". This is available in most modern browsers



COMITES LONDRA